

# Sebel™



HEIGHT-ADJUSTABLE TABLES

# Twist'n' Lock™

# Add a splash of colour to your classroom

Create brilliant collaborative spaces using our cleverly designed pin-less leg table system.

Drawing from the same spirit of innovation, clever research and genuine science that gave us our start, we continue to look for ways to make our products better and smarter.

Our simple yet brilliant Twist'n'Lock™ pin-less leg design makes adjusting table heights a breeze, plus they are seriously engineered (like all our products) to be ultra-durable and long lasting.

Tabletop available:

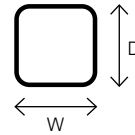


Standard laminates



Writeable

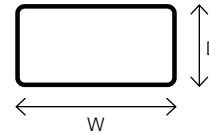
Available in Rigid Edge or Performance Edge.



NEW Single drawer option!

Twist'n'Lock™  
**Square Table**

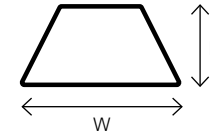
600mm(W) x 600mm(D)  
Table Heights 520–760mm  
Rigid Edge or Performance Edge™  
**NEW Single drawer option!**



NEW Double drawer option!

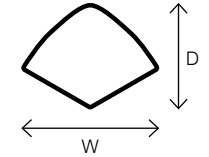
Twist'n'Lock™  
**Rectangle Table**

1200mm(W) x 600mm(D)  
Table Heights 520–760mm  
Rigid Edge or Performance Edge™  
**NEW Double drawer option!**



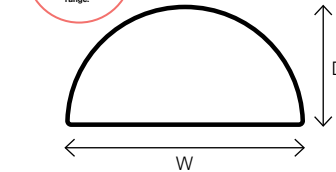
Twist'n'Lock™  
**Trapezoidal Table**

1200mm(W) x 600mm(D)  
Table Heights 520–760mm  
Rigid Edge only



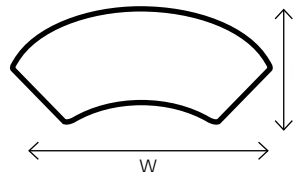
Twist'n'Lock™  
**Stingray Table**

1020mm(W) x 775mm(D)  
Table Heights 520–760mm  
Rigid Edge only



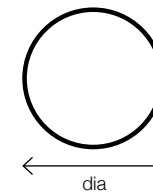
Twist'n'Lock™  
**Dome Table**

1200mm(W) x 600mm(D)  
Table Heights 520–760mm  
Rigid Edge only



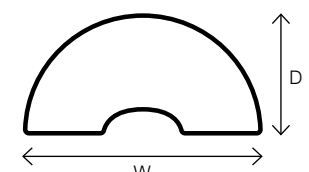

Twist'n'Lock™  
**Crescent Table**

1800mm(W) x 900mm(D)  
Table Heights 520–760mm  
Rigid Edge or Performance Edge™



Twist'n'Lock™  
**Round Table**

1050mm diameter  
Table Heights 520–760mm  
Rigid Edge only

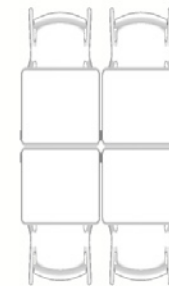
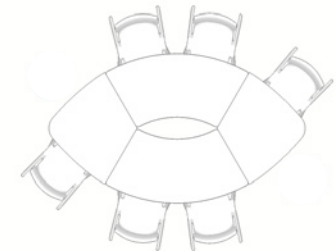
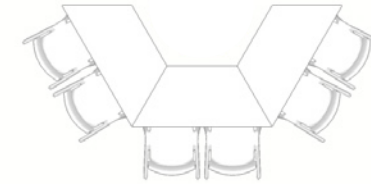
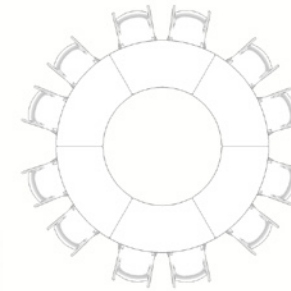
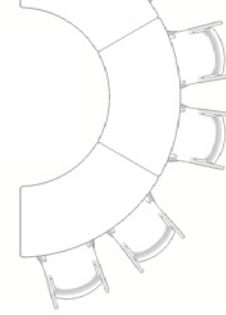
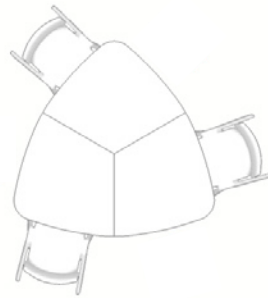


Twist'n'Lock™  
**Semi Table**

1800mm(W) x 900mm(D)  
Table Heights 520–760mm  
Rigid Edge only

---

# Combine shapes to enhance your space



Twist'n'Lock™ table shapes are designed with flexibility and functionality in mind. Combine the different shapes for endless configurations that enhance the space in your classroom.

Mix colours to invite fun and vibrancy into your space and match with Postura Max® Chairs.

---

# Performance Edge™ Tapered edging

## Get the edge.

The Performance Edge™ tapered edging reduces pressure on students' forearms caused by leaning and writing, making them the most comfortable tables around. Highly durable, there will be no pulling the edges off these!



---

# Writeable surfaces

Twist'n'Lock tables come with the option of writeable surfaces, perfect for collaborative learning, group discussion and teacher-led activities. With their easy to write on and wipe off surface, teachers and students love them.



---

# Activate learning modes

Furniture is a simple tool that can be used to create flexible spaces that can quickly transition from small-group work, to teacher-led discussion, to individual focused learning in any given day.

Using a popular learning framework, we show how Twist'n'Lock tables can be used to facilitate the different modes in which learning occurs.

**Learn more about different learning modes.**

Learning modes

